

Plainedge Public Schools 2021-2022 Budget Presentation

Transportation

Presentation to the Board of Education

Peter Porrazzo, Assistant Superintendent of Business
January 12, 2021



Students Transported 2020-21



Eastplain	73
Charles E. Schwarting	224
John H. West	246
Middle School	629
High School	485
Private and Special Schools	115
Transported by Contractor	13
Athletic Shuttles	Typically >500



Bus Routes

Eastplain - 3

Charles E. Schwarting - 8

John H. West - 8

High School - 15

Middle School - 17

Athletic Shuttles - 15

**In-house Transportation for
Private and Special Schools - 17**

**Outsourced Transportation for
Private and Special Schools - 8**



Transportation Staff

- Supervisor **1**
- Dispatcher **1**
- Assistant Dispatcher/PT Driver **1**
- Clerical **1**
- Hourly Drivers **35**
- Mechanics **3**
- Bus Aides/Matrons **8**



Current Transportation Equipment



23 Large Buses

Max Capacity 66 students

Oldest: 2001

Newest: 2021

Average age of Buses: 7.0 Years

18 Small Buses

Max Capacity 30 Students


Oldest: 2008


Newest: 2021

Average age of Buses: 5.7 Years

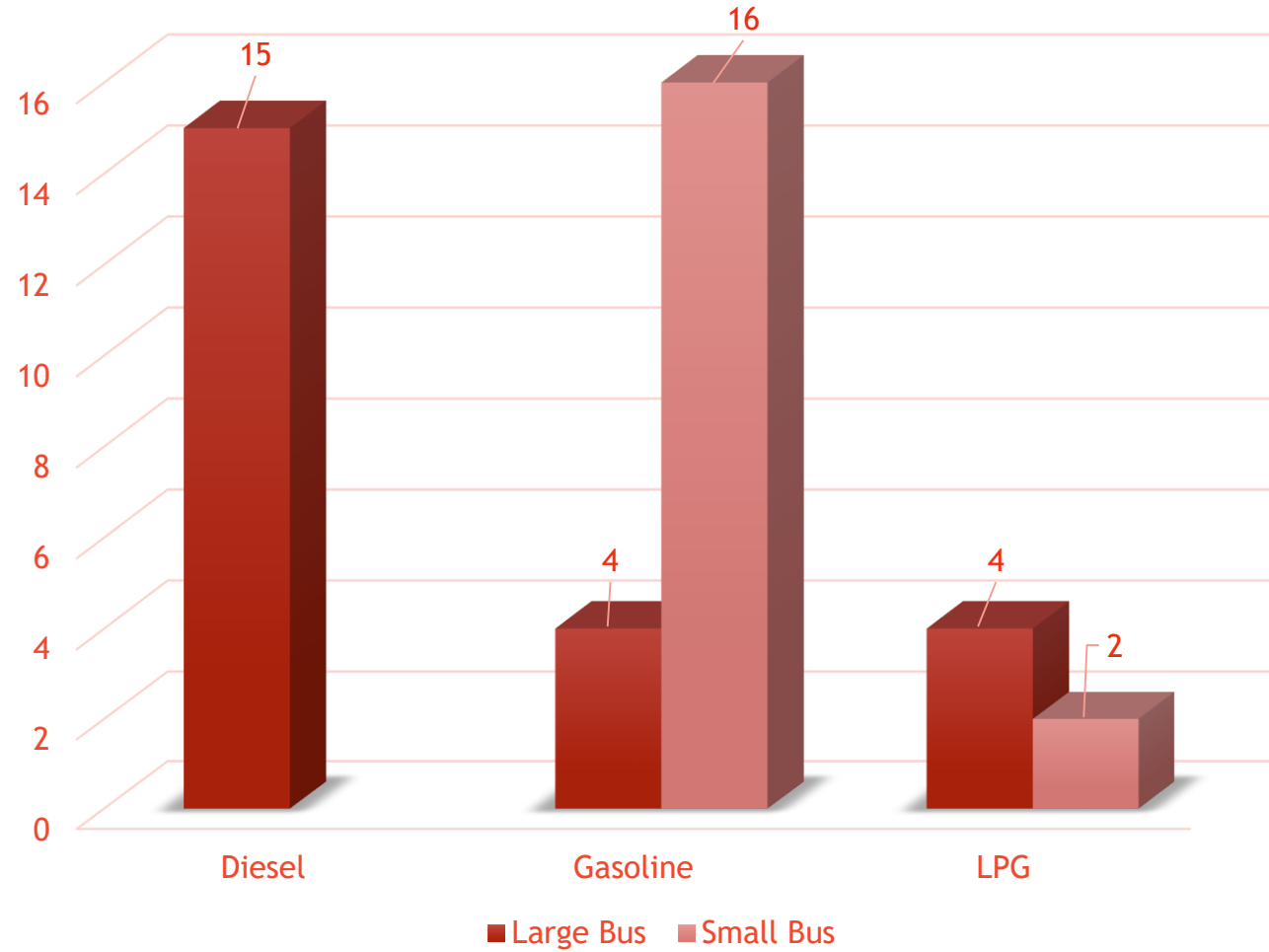


Proposed Bus Fleet Summary

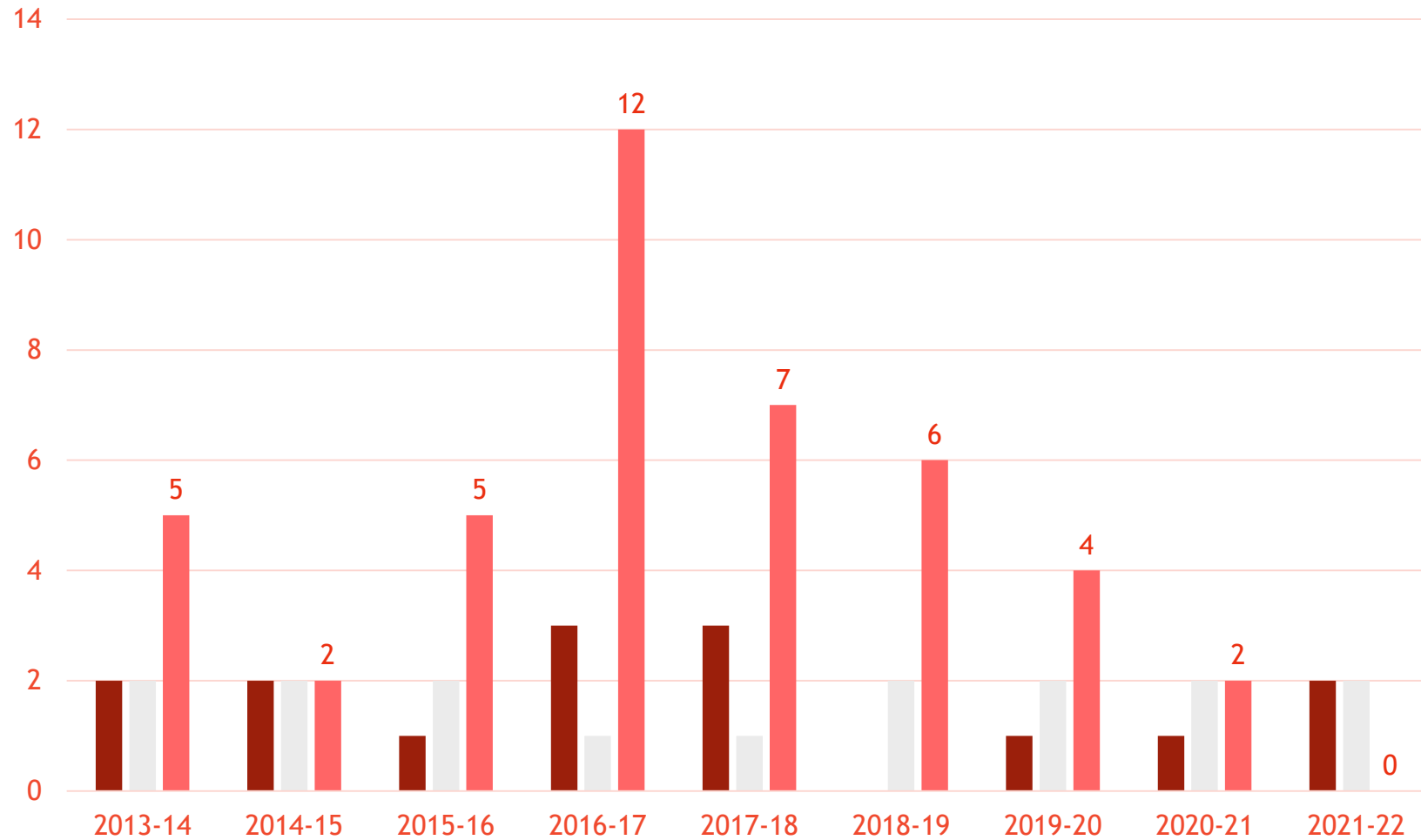


Small Bus  Large Bus 

Current Bus Fleet Summary by Fuel Type



Nine Year Bus Purchasing Schedule



 = Small Bus Purchase

 = Big Bus Purchase

 = Buses 15 Years or Older

Transportation

A Historical Perspective

•2020-2021: \$1,749,079

•2021-2022: \$1,863,839

Year-to-Year Change: \$114,760 or 6.56%



Bus Purchase Breakdown

Description	Quantity	Unit Cost	Extended Cost
Large Gasoline Bus	2	\$117,992	\$235,984
Small Gasoline Bus	1	\$61,754	\$133,932
	1	\$72,178	



QUESTIONS?

