

Plainedge Public Schools 2024-2025 Budget Presentation

Transportation

Presentation to the Board of Education

Peter Porrazzo, Assistant Superintendent of Business
January 11, 2024



Transportation

A Historical Perspective

•2023-2024: \$1,988,935

•2024-2025: \$2,501,532

Year-to-Year Change: +\$512,597 or 25.77%



Students Transported 2023-24



| | |
|-----------------------------|-------------------|
| Eastplain | 85 |
| Charles E. Schwarting | 226 |
| John H. West | 273 |
| Middle School | 724 |
| High School | 427 |
| Private and Special Schools | 157 |
| Transported by Contractor | 14 |
| Athletic Shuttles | Typically >250 |



Bus Routes

Eastplain - 2

Charles E. Schwarting - 10

John H. West - 8

High School - 14

Middle School - 18

Athletic Shuttles - 5

**In-house Transportation for
Private and Special Schools - 25**

**Outsourced Transportation for
Private and Special Schools - 10**



Transportation Staff

- Supervisor **1**
- Dispatcher **1**
- Assistant Dispatcher/PT Driver **1**
- Clerical **1**
- Hourly Drivers **34**
- Mechanics **2**
- Bus Aides/Matrons **13**



Current Transportation Equipment



23 Large Buses

Max Capacity 66 students

Oldest: 2008

Newest: 2024

Average age of Buses: 5.22 Years

20 Small Buses

Max Capacity 30 Students


Oldest: 2010

Newest: 2023

Average age of Buses: 6.05 Years



Proposed Bus Fleet Summary

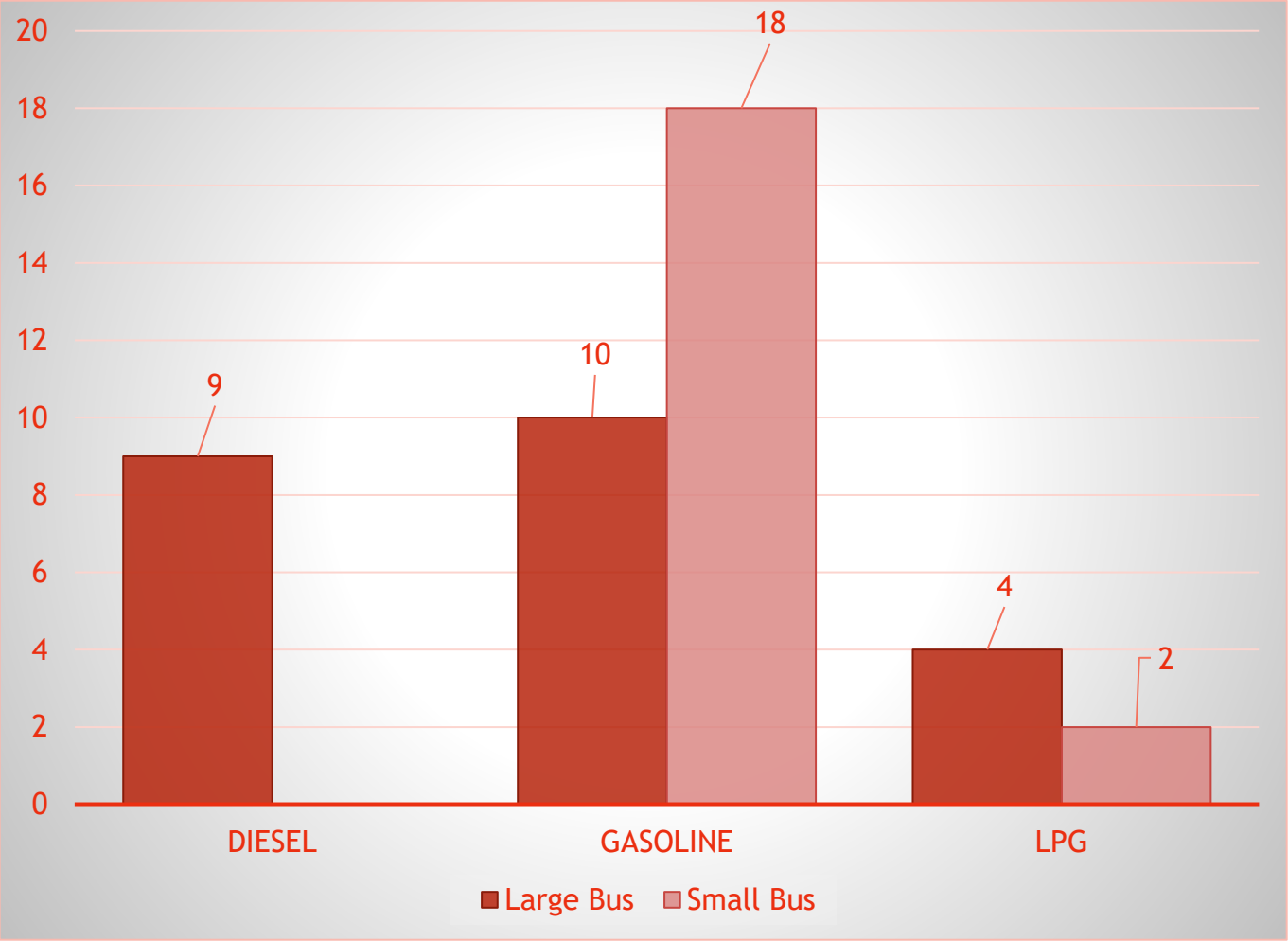


Small Bus 

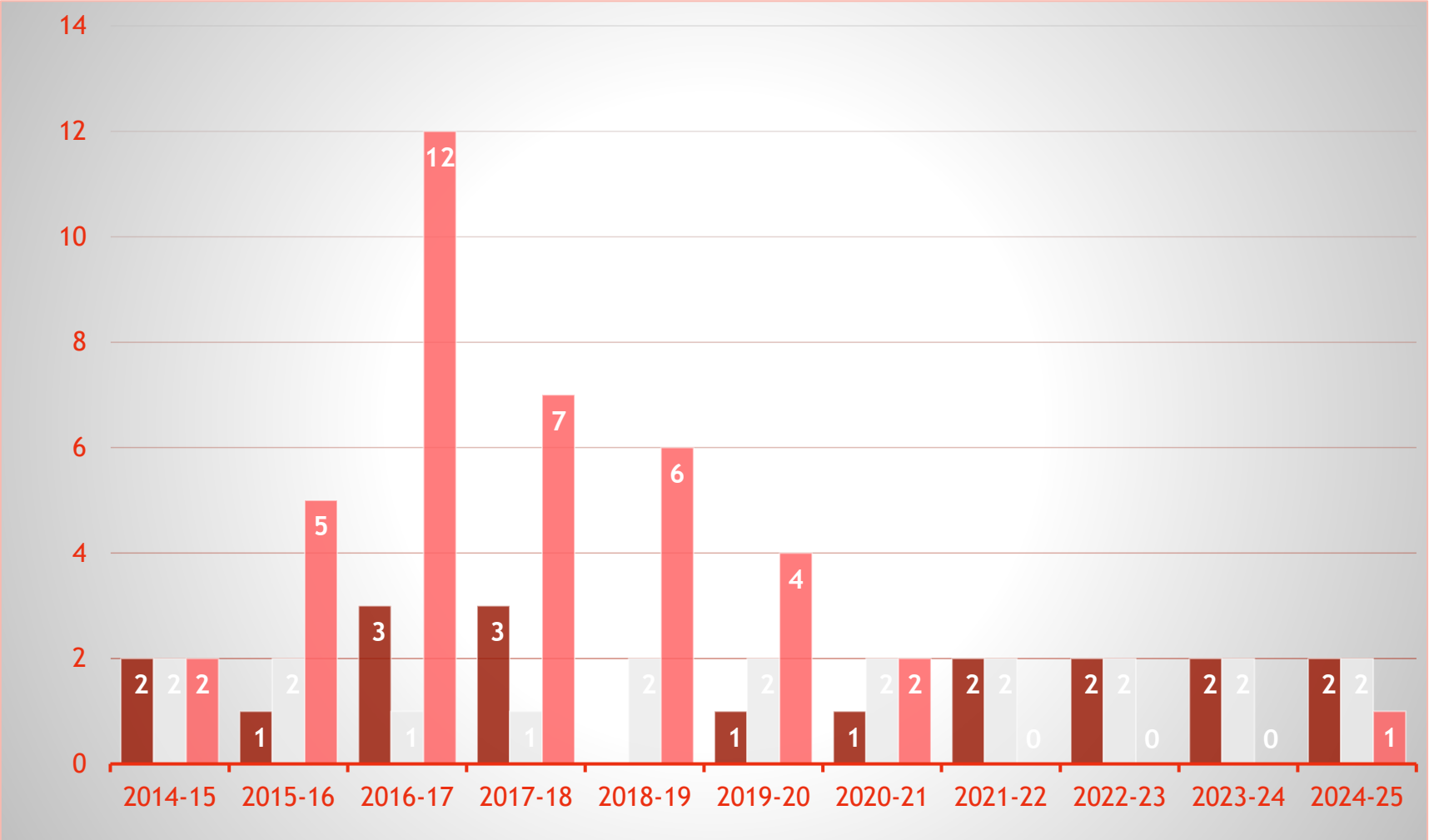
Large Bus 

SUV 

Current Bus Fleet Summary by Fuel Type



Ten Year Bus Purchasing Schedule



 = Small Bus Purchase

 = Big Bus Purchase

 = Buses 15 Years or Older

Major Budget Drivers

| Description | Quantity | Unit Cost | Extended Cost |
|--|----------|------------------------|---------------|
| Large Gasoline Bus/Sport Utility Vehicle | 2/2 | \$153,119/ \$75,000 | \$456,238 |
| Contractual Transportation | | | \$850,000 |

5510-210-55-0000 Transportation Bus Purchases increase of \$28,238

5540-400-55-0000 Contractual Transportation increase of \$500,000



QUESTIONS?

