

Plainedge Public Schools 2025-2026 Budget Presentation

Transportation

Presentation to the Board of Education

Peter Porrazzo, Assistant Superintendent for Business
January 16, 2025



Transportation

A Historical Perspective

•2024-2025: \$2,151,532

•2025-2026: \$2,317,403

Year-to-Year Change: +\$165,871



Students Transported 2024-25



Eastplain	76
Charles E. Schwarting	223
John H. West	258
Middle School	662
High School	435
Private and Special Schools	149
Transported by Contractor	15
Athletic Shuttles	Typically >250



Bus Routes

Eastplain - 2

Charles E. Schwarting - 10

John H. West - 8

High School - 14

Middle School - 18

Athletic Shuttles - 5

**In-house Transportation for
Private and Special Schools - 19**

**Outsourced Transportation for
Private and Special Schools - 9**



Transportation Staff

- Supervisor **1**
- Dispatcher **1**
- Assistant Dispatcher/PT Driver **1**
- Clerical **1**
- Hourly Drivers **37**
- Mechanics **3**
- Bus Aides/Matrons **13**



Current Transportation Equipment



24 Large Buses

Max Capacity 66 students

Oldest: 2015

Newest: 2024

Average age of Buses: 5.33 Years

19 Small Buses

Max Capacity 30 Students

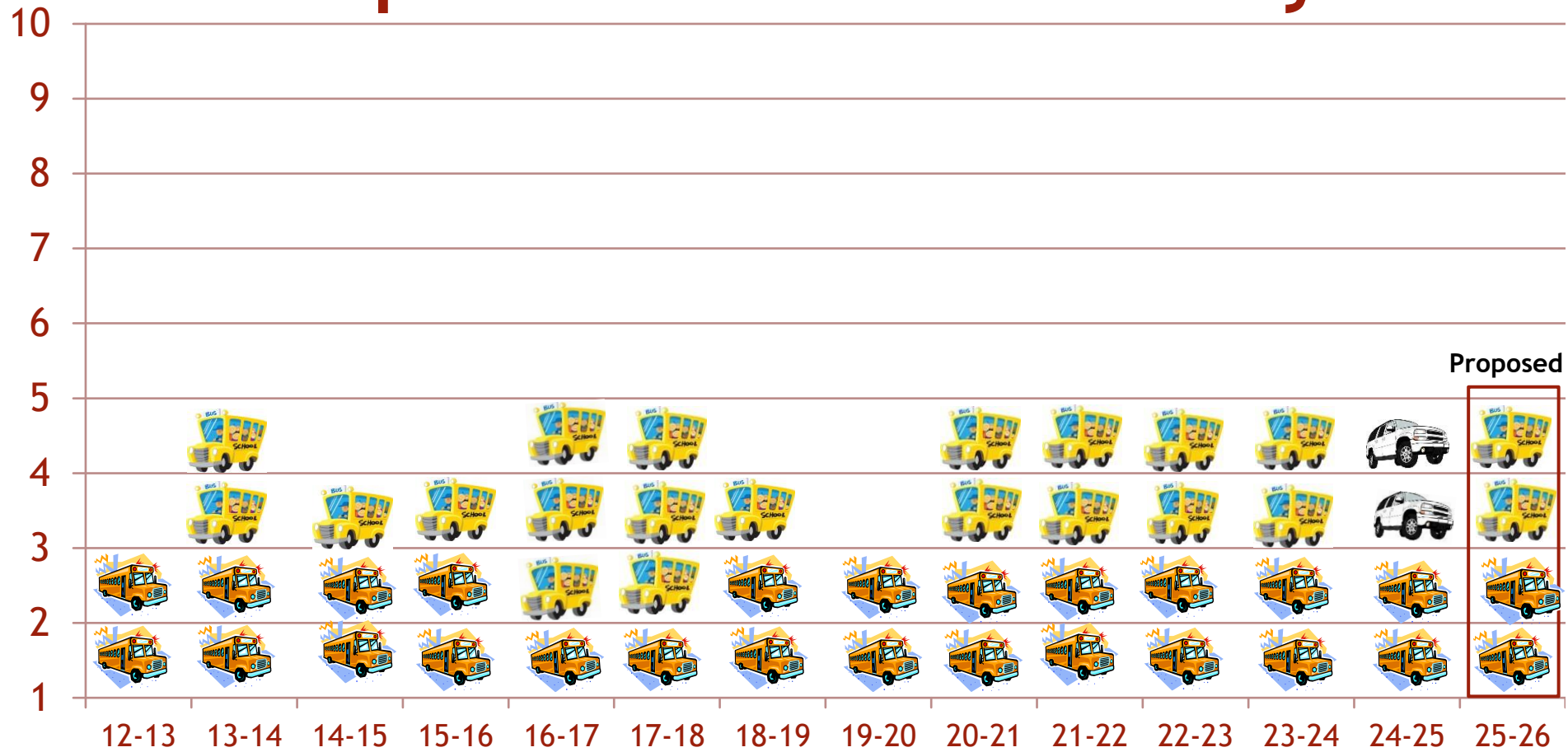
Oldest: 2014

Newest: 2025

Average age of Buses: 5.89 Years



Proposed Bus Fleet Summary

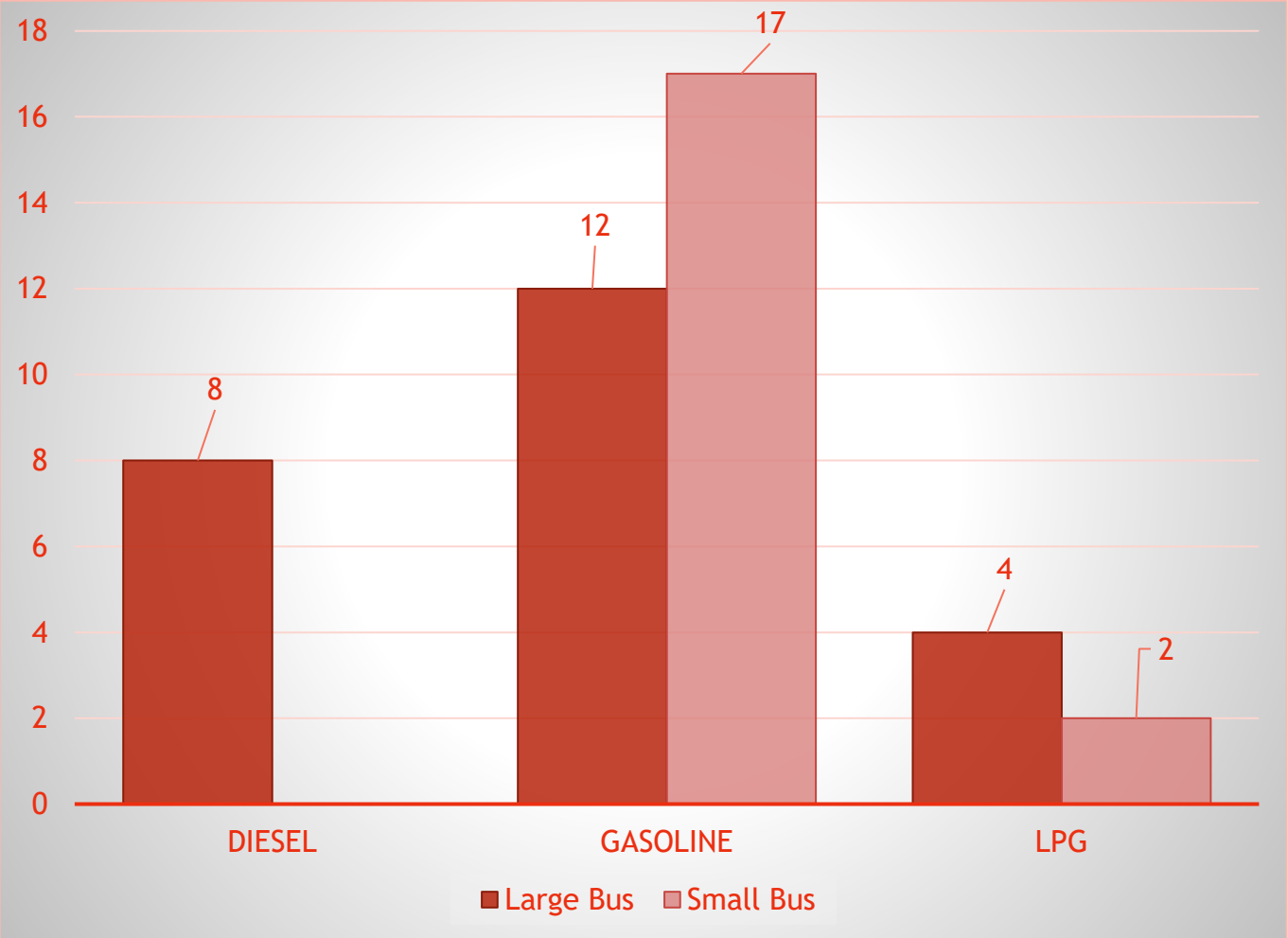


Small Bus 

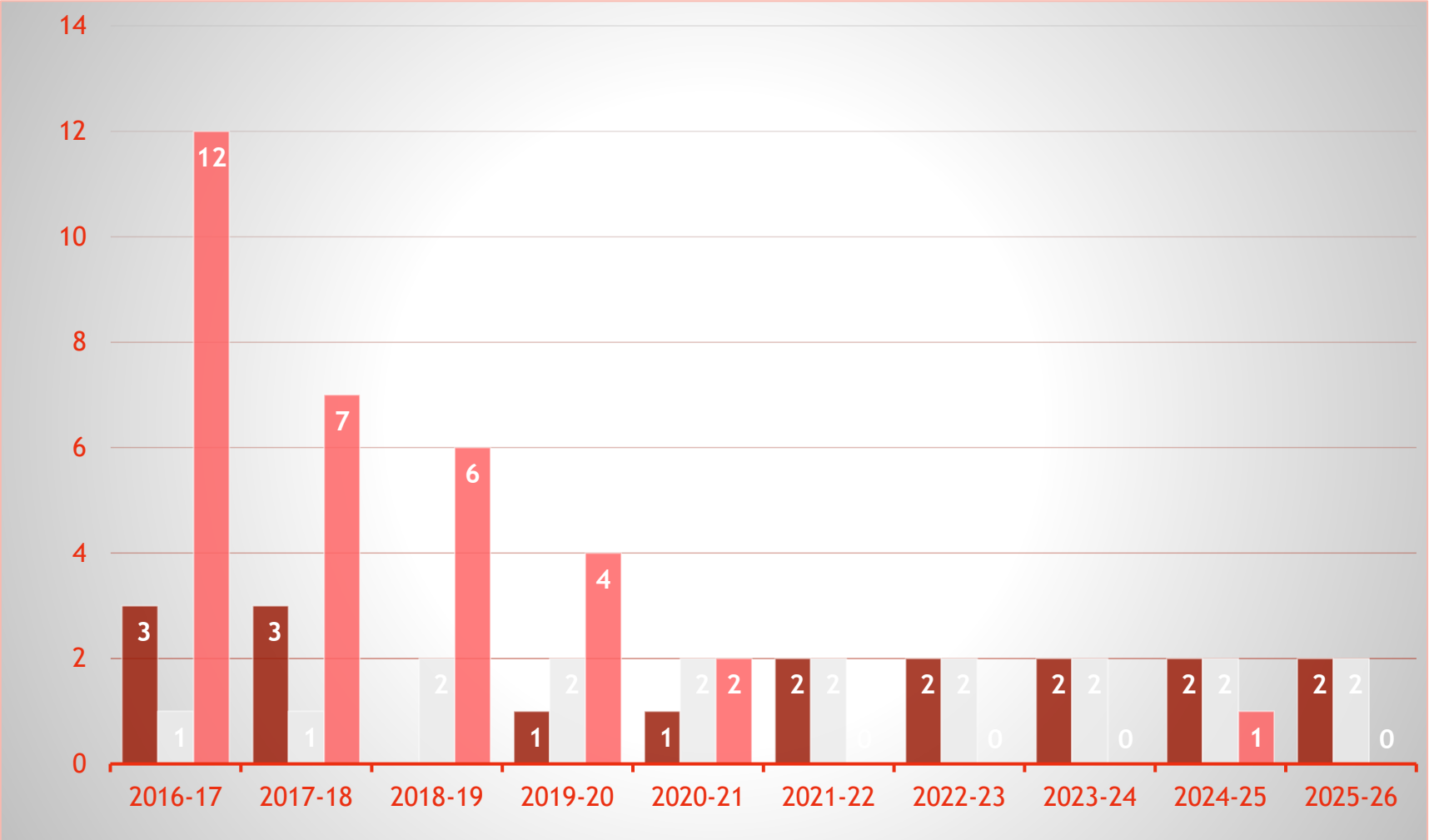
Large Bus 

SUV 

Current Bus Fleet Summary by Fuel Type



Ten Year Bus Purchasing Schedule



 = Small Bus Purchase

 = Big Bus Purchase

 = Buses 15 Years or Older

Major Budget Drivers

Description	Quantity	Unit Cost	Extended Cost
Large Gasoline Bus/Small Bus	2/2	\$169,935/ \$83,099	\$506,068
BOCES Transportation			\$300,000

5510-210-55-0000 Transportation Bus Purchases increase of \$49,83

5581-490-55-0000 BOCES Transportation increase of \$100,000



QUESTIONS?

